

South Cambridgeshire

RAIL & ALE

TRAIL



5 STATIONS *16 Great Village Pubs*
All within 35 minutes walk



South
Cambridgeshire
District Council

Welcome to our guide to the best of our village pubs, each one nestled in the heart of a picturesque village, and only a short train ride and walk away.

Visiting a village pub by train can be part of a larger adventure, making the journey as enjoyable as the destination. Train rides offer scenic views that you can't enjoy when driving. It's a chance to relax and appreciate the countryside.

You'll find a warm welcome in all our pubs. Most offer great food, all have gardens or outdoor spaces, and you'll find the walking in South Cambridgeshire very easy, with no hills to contend with.

For more information on train times and any planned engineering works, please visit the Great Northern (for Foxton, Shepreth and Meldreth) or Greater Anglia (for Shelford and Whittlesford Parkway) websites:

www.greatnorthernrail.com/travel-information/plan-your-journey

www.greateranglia.co.uk/travel-information/journey-planning

Information in this booklet is correct at time of going to press in May 2024 and walking times are approximate. The CAMRA website provides comprehensive information on pub opening times, pub facilities and when food is served, but please check ahead with the pubs themselves and book a table at busy times.

Find the link for the CAMRA website here: www.whatpub.com

CAMBRIDGE

FOXTON

SHEPRETH

MELDRETH

ROYSTON

FOXTON

Foxton is a small, pretty village, well positioned for beautiful walks.

STATION ACCESSIBILITY

MELDRETH

Step free access to platform 2 to Cambridge
Steps only access to platform 1 to London

SHEPRETH

Step free access to both platforms

FOXTON

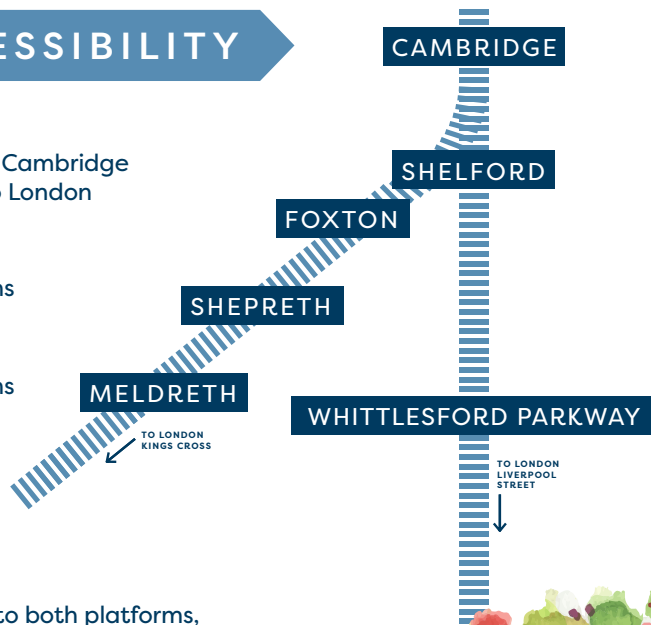
Step free access to both platforms

SHELFORD

Step free access to both platforms

WHITTLESFORD PARKWAY

This station has step free access to both platforms, however it is not step free between platforms (stepped footbridge only, or via a long road route). Access to Cambridge bound platform is from Station Road West and to London bound from Station Road East.



9 MINUTES WALK



The White Horse



THE WHITE HORSE

A friendly warm village pub, The White Horse is the perfect place to enjoy a cold beer or glass of wine after a long day. Food served regularly with Friday fish and chips and Sunday lunch.

45 HIGH STREET, FOXTON, CB22 6RP

CAMBRIDGE

FOXTON

SHEPRETH

MELDRETH

ROYSTON

SHEPRETH

Shepreth is home to Shepreth Wildlife Park, Docwra's Manor Garden and the L-Moor SSSI.



The Plough

THE PLOUGH

The Plough Shepreth prides itself on great beer and live music from Cambridgeshire and beyond. They work with a number of brilliant local foodtrucks to satisfy every taste.

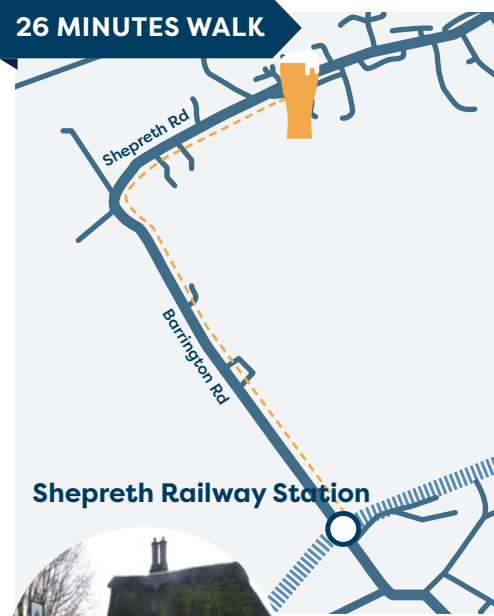
12 HIGH STREET, SHEPRETH, SG86PP

THE ROYAL OAK

This 16th Century pub and restaurant is located in the beautiful, quirky village of Barrington, home to one of the largest village greens in the country. The bar boasts four local real ales, a focussed wine list and cocktails.

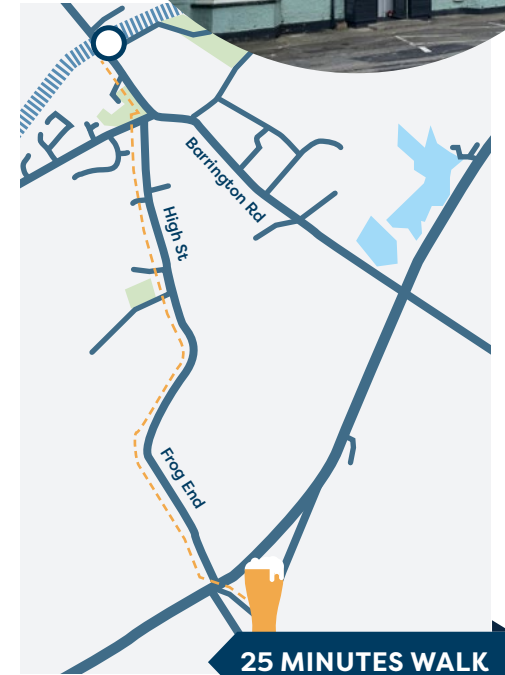
31 WEST GREEN, BARRINGTON, CB22 7RZ

26 MINUTES WALK



The Green Man

The Royal Oak



THE GREEN MAN

This family friendly pub and restaurant with a lively atmosphere offers an appetising menu, with large garden, terrace and children's play area.

DUNSBIDGE, TURNPIKE, SHEPRETH, SG8 6RA

CAMBRIDGE

FOXTON

SHEPRETH

MELDRETH

ROYSTON

MELDRETH

With 19 thatched cottages, and Melwood, the designated local nature reserve, there's a lot to see in Meldreth. Melbourn is a thriving village, surrounded by green fields and meandering streams.



11 MINUTES WALK

THE BRITISH QUEEN

This quaint traditional freehouse pub in the beautiful village of Meldreth has a well-stocked bar with a wide range of spirits, beautiful handpicked wines, and well-kept beers including regularly changing guest ales. The specials board is regularly updated with homemade seasonal dishes.

94 HIGH STREET, MELDRETH, SG86L

The British Queen

THE DOLPHIN

A perfect place to meet. A warm welcome awaits you at the Dolphin. Offering great food and drink, this is a family friendly pub where dogs are most welcome. There is a large pub garden with a play area for children.

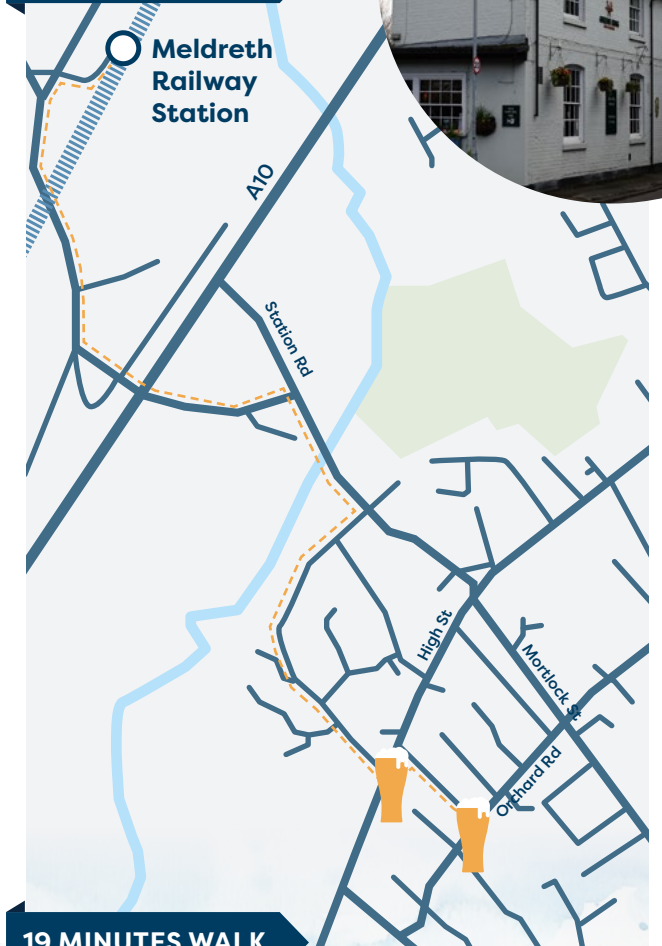
105 HIGH STREET, MELBOURN, SG8 6AP

THE BLACK HORSE

A traditional country pub serving real ales, with a friendly atmosphere. A warm welcome is guaranteed, whether you're looking to have a quiet drink, or you'd like to watch televised sporting events.

63 ORCHARD ROAD, MELBOURN, SG86BP

16 MINUTES WALK



19 MINUTES WALK



The Dolphin

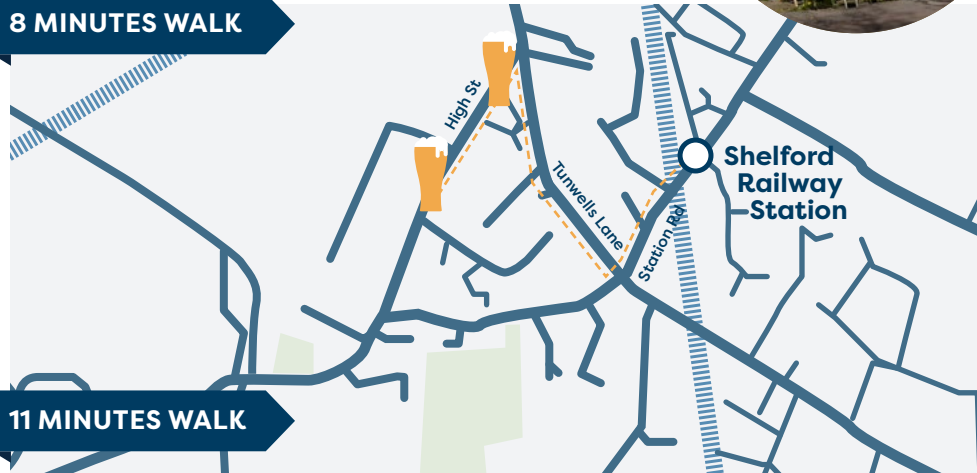
The Black Horse

SHELFORD

Great Shelford is a vibrant village with independent shops and cafes in addition to great village pubs. Walks from Stapleford overlook Wandlebury and the Gog Magog Hills, and don't miss Stapleford Granary music and art centre.



8 MINUTES WALK



11 MINUTES WALK

THE PLOUGH

Local friendly pub with pool table, food vans, live music, sky sports & BT Sport.

2 HIGH STREET,
GREAT SHELFORD
CB225EH

SQUARE AND COMPASSES

You'll find a warm welcome at this traditional, cosy village pub, whether you're with friends or on your own, dining al fresco or next to the fireplace. The name of the pub derives from stonemasons' marks found when the building was converted to a pub in the early 19th century.

46 HIGH STREET, GREAT
SHELFORD, CB225EH



THE THREE HORSESHOES

An independent pub that extends a warm welcome to families and their four-legged companions. You will find a wide selection of real ales, lager and spirits and a menu specialising in Greek and Cypriot food. There is an enclosed garden at the rear.

CHURCH STREET, STAPLEFORD, CB22 5DS

THE ROSE

Authentic homemade Thai food served alongside craft beer and ale by a friendly manager and staff in an old-world inn with inglenook fireplace and bare beams.

81 LONDON ROAD,
STAPLEFORD, CB22 5DG

14 MINUTES WALK



14 MINUTES WALK

The Three Horseshoes

The Rose



CAMBRIDGE

SHELFORD

WHITTLESFORD
PARKWAY

GREAT
CHESTERFORD

AUDLEY
END

WHITTLESFORD PARKWAY

Boasting a large village green known as "the lawn" and serene riverside walks, Whittlesford is somewhere to enjoy the outdoor life. Most famous for its airfield and museum, Duxford is also a picturesque and historic village with two Grade 1 listed churches.



33 MINUTES WALK



BEES IN THE WALL

Situated on the village's northern edge, this pub really does have bees in one wall and has had since 1950.

36 NORTH RD, WHITTLESFORD, CB224NZ

TICKELL ARMS

In the heart of Whittlesford serving seasonal modern British food in relaxed surroundings with wonderful Sunday roast dinners. The conservatory and terrace overlook the pond and rose garden, making a delightful setting in the summer while open fires make it a warming destination in winter.

NORTH RD, WHITTLESFORD, CB224NZ

26 MINUTES WALK

Whittlesford
Railway Station

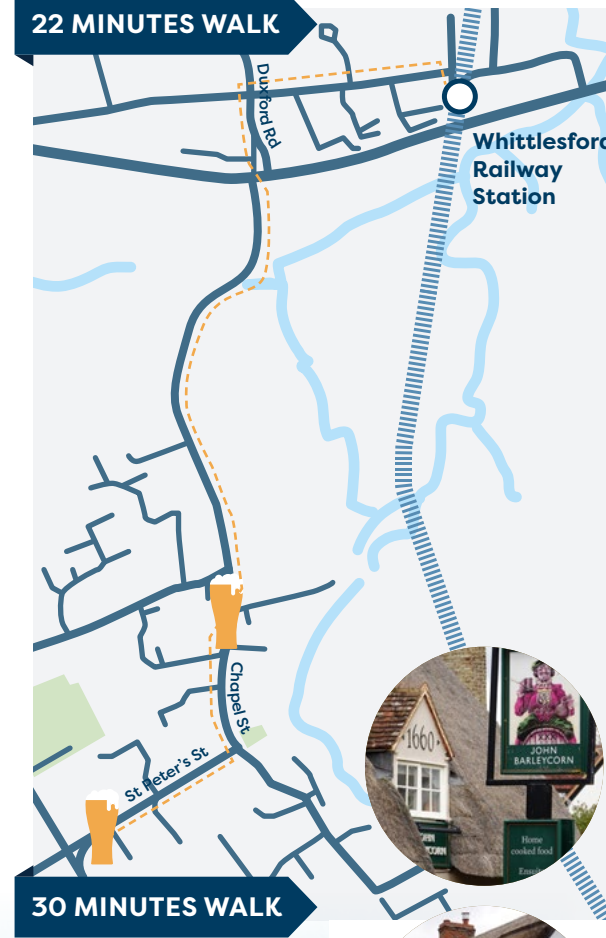
1 MINUTE WALK

RED LION

A quirky 13th century coaching inn, a haven of welcoming hospitality with 700 years of history, directly opposite Whittlesford Parkway station.

STATION RD E,
WHITTLESFORD, CB22 4NL

22 MINUTES WALK



30 MINUTES WALK



John Barleycorn

The Plough

JOHN BARLEYCORN

A quintessential English country pub with a modern rework. Inside you'll find a cosy bar with comfy seats and a wood burner for those chilly nights where all are welcome including four-legged friends. Outside there is a large patio and beer garden.

3 MOORFIELD
DUXFORD, CB22 4PP

THE PLOUGH

The Plough is a traditional village pub, serving a wide range of real ales, ciders, lagers, wines with a selection of spirits. Good, homemade pub food is served 6 days a week with a choice of roasts on Sundays. Pub games such as darts, crib, cards and dominoes are available. During World War II it was frequented by airmen from the nearby airfield during their breaks between flying Spitfires and Hurricanes.

59 ST PETER'S STREET
DUXFORD, CB22 4RP



greateranglia

Great Northern



South Cambridgeshire

RAIL & ALE
TRAIL



Scan the QR Code to discover more things to do and places to stay on the [Visit South Cambs](#) website

